

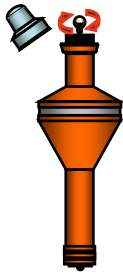
Lifebuoy Self Igniting Light K-26



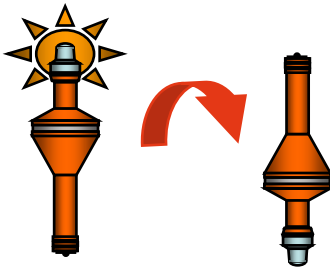
SPECIFICATIONS

- Materials : Resin
- Size : $\Phi 118.5 \times 450.0$ mm
- Weight : 1.26kg
- Connection line : 1.5m
- Lasting Luminous Time : Over 2 hours
- Luminous Intensity : Over 2 candela
- Light Power Source : 5 Alkaline battery [LR20]
- Bulb : $2 \times 2.4V, 1.1Amp$

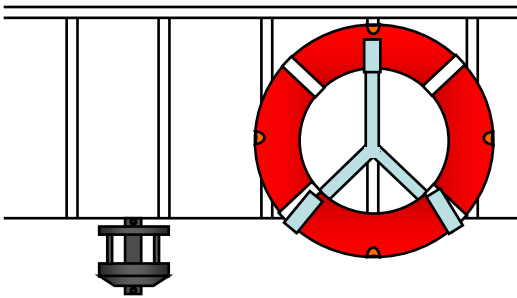
1.



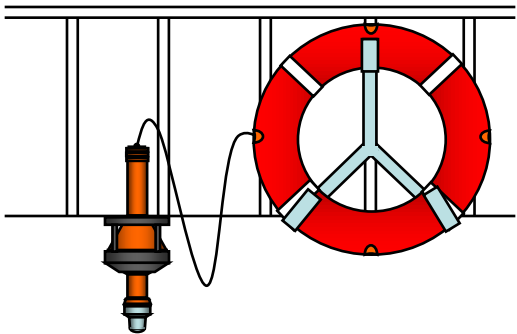
2.



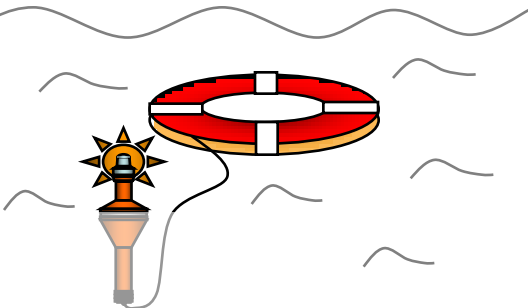
3.



4.



5.



* Fitting instructions

1. Open the bulb cap, putting the light bulb, and close the bulb cap.
2. When the bulb cap is toward up, light is turn on.
When the bulb cap is toward down, light is turn off.
3. Install the bracket on to the bulwarks or nearby the lifebuoy.
4. Connect the connection-line to the lifebuoy and put the self-igniting light upside down on the bracket.
5. The self-igniting light is turned on automatically if it is thrown away on the sea.

* How it works

1. With lifebuoy-slide : Remove Quick-releasing of lifebuoy.
2. Without lifebuoy-slide : throw lifebuoy over board with connection-line connected to signal.

* Caution

1. The term of validity a battery is one year [Check the available period]

* Packing

1rounds/1carton, 10carton/1carton (10rounds)

Lifebuoy Self Igniting Light (Flash light type) K-36



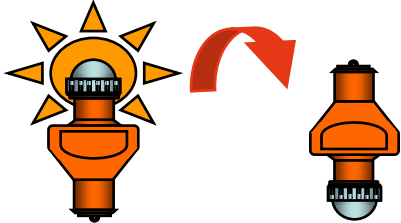
SPECIFICATIONS

- Materials : Resin
- Size : 78.3×78.3×170.5mm
- Weight : 245g
- Connection line : 1.5m
- Lasting Luminous Time : Over 2 hours
- Luminous Intensity : Over 2 candela
- Light Power Source : 1 Alkaline battery [LR20]
- Lighting Method : Mercury switch

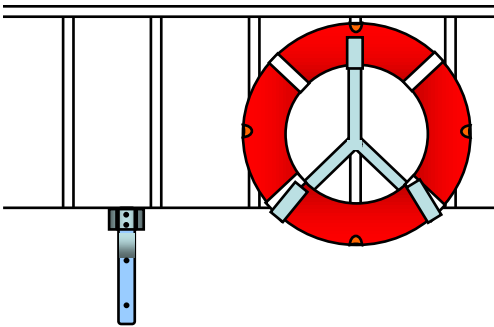
1.



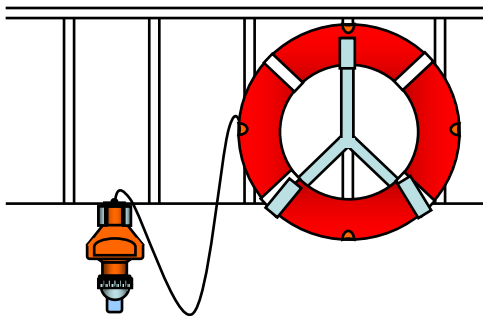
2.




3.



4.



5.



* Fitting instructions

1. Open the bulb cap, remove the battery prevention film, and close the bulb cap.
2. When the bulb cap is toward up, light is turn on.
When the bulb cap is toward down, light is turn off.
3. Install the bracket on to the bulwarks or nearby the lifebuoy.
4. Connect the connection-line to the lifebuoy and put the self-igniting light upside down on the bracket.
5. The self-igniting light is turned on automatically if it is thrown away on the sea.

* How it works

1. With lifebuoy-slide : Remove Quick-releasing of lifebuoy.
2. Without lifebuoy-slide : throw lifebuoy over board with connection-line connected to signal.

* Caution

1. The term of validity a battery is one year [Check the available period]

* Packing

1rounds/1carton, 10carton/1carton (10rounds)